


TECHNICAL DATA SHEET

PMAFLEX - PUE - Corrugated Conduit

Highly flexible, soft-grade



Extremely flexible conduit for robotic applications with multi-axial movements. Especially suitable for very tight bending-radii.



Applications:

- For dynamically moving conduit systems in robotics and automation industry

Features & Benefits:

- High resistance to continuous bending
- High abrasion resistance
- High resistance to torsion
- Suitable for very tight bending-radii
- Long service life

Materials:

- High-grade, specially formulated polyurethane

Compatible with:

- PMAFIX Pro, PMAFIX fittings
- PMAGRIP flange
- PMA accessories

Temperature range:

- -60°C ... +50°C continuous

Weathering resistance:

- Very good UV resistance and weathering characteristics

Colour:

- Black


Chemical properties:

- Please refer to www.pma.ch (Technical Information / Chemical Resistance)

Environmental properties:

- Free from halogens and cadmium
- RoHS and REACH compliant

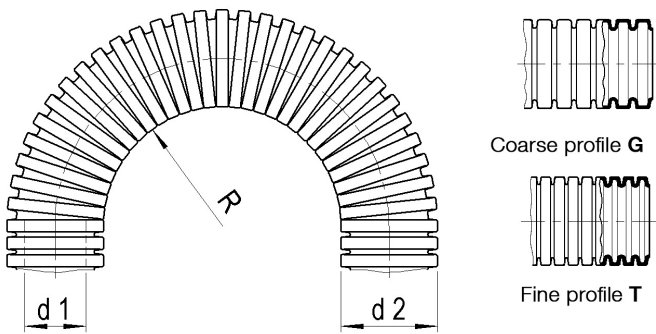
PUE-Index



Product selection:

Part no.	Profile	Conduit size		rec. fitting thread size		Dimensions in mm (nom.)				Weight kg/100 m	Packing unit metre
		NW	metric	PG	metric	d1	d2	stat. R	dyn. R.		
PUET-23B	T	23	25	21	M25x1.5	23.1	28.4	40	75	13.0	50
PUET-29B	T	29	32	29	M32x1.5	29.0	34.5	45	90	17.0	30
PUET-36B	T	36	40	36	M40x1.5	36.8	42.4	55	110	22.5	30
PUET-48B	T	48	50	48	M50x1.5	48.4	54.5	70	140	29.0	21
PUEG-56B	G	56	68	PMAGRIP flange	PMAGRIP flange	57.2	67.5	90	170	39.0	30
PUEG-70B	G	70	80	PMAGRIP flange	PMAGRIP flange	68.4	79.6	105	200	56.5	30

Our customer service dept. or local distribution partner will be pleased to help you concerning product availability and lead time



stat. R. = min. bending radius for static (fixed) installation

dyn. R. = min. bending radius for dynamic (flexible) installation

Mechanical Properties:	Value:	Test parameters:	Test method:
Impact strength	> 4.5 J	(+23°C)	PMA DO 9.21-4330
Compression strength	> 70 N	(50 x 50 mm)	PMA DO 9.21-4320
	> 140 N	(100 x 100 mm)	PMA DO 9.21-4320
Resistance to fatigue	> 4'000'000 cycles		PMA DO 9.21-4420
	> 10'000'000 cycles		PMA DO 9.21-4425
Pull-out resistance conduit - fitting series			
PMAFIX IP68	> 190 N		PMA DO 9.21-4610
PMAFIX IP66	> 170 N		PMA DO 9.21-4610

Note: Testing at 23°C, 50% r.h., conduit nominal width 17, unless otherwise stated

Thermal properties:	Value:	Test parameters:	Test method:
Continuous application temperature	-60 ... +50°C		PMA DO 9.21-4510

ABB Switzerland Ltd,
PMA Cable Protection
Aathalstrasse 90
8610 Uster, Switzerland
Phone: +41 58 585 00 11
pma-info@ch.abb.com
www.pma.ch

Let's write the future.
Together. **abb.com**

We reserve the right to make technical changes or modify the contents of this document without prior notice. With regard to purchase orders, the agreed particulars shall prevail. ABB Installation Products Inc. does not accept any responsibility whatsoever for potential errors or possible lack of information in this document.

We reserve all rights in this document and in the subject matter and illustrations contained therein. Any reproduction, disclosure to third parties or utilization of its contents – in whole or in parts – is forbidden without prior written consent of ABB Inc. Copyright© 2019 ABB Installation Products Inc. All rights reserved

