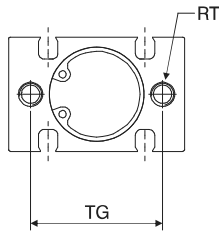




Overall dimensions



\*Ø10: n° 2 piston rod nuts  
Ø16: n° 1 piston rod nut

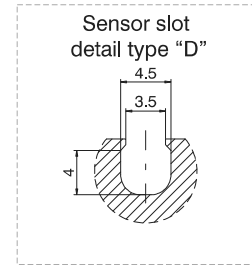
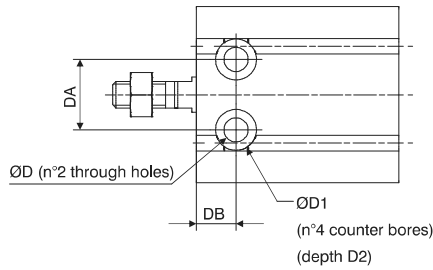
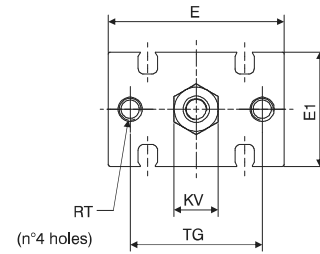
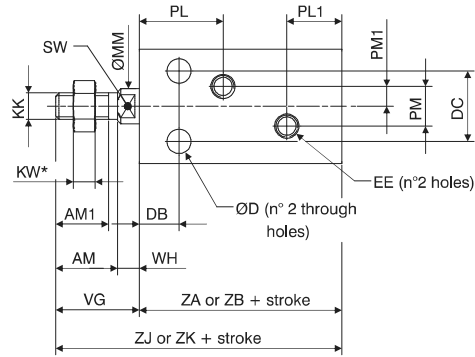


Table of dimensions

	Bore				
	Ø10	Ø16	Ø20	Ø25	
AM	/	12,5	14	18	
AM1	10	11	12	15,5	
ØD	Ø3,2	Ø4,5	Ø5,5	Ø5,5	
ØD1	Ø6	Ø7,6	Ø9,3	Ø9,3	
D2	5	6,5	8	9	
DA	11	14	16	20	
DB	7	7	9	10	
DC	9	12	16	20	
E	24	32	40	50	
E1	15	20	26	32	
EE	M5	M5	M5	M5	
KK	M4	M5	M6	M8	
KV	7	8	10	13	
KW	3	4	5	5	
ØMM	Ø4	Ø6	Ø8	Ø10	
PL	16,5	16,5	19	21,5	
PL1	10	11,5	12,5	13	
PM	/	4	9	9	
PM1	/	2	4,5	4,5	
RT	M3 (useful depth 5)	M4 (useful depth 6)	M5 (useful depth 8)	M5 (useful depth 8)	
SW	/	5	6	8	
TG	18	25	30	38	
VG	16	16	19	23	
WH	/	3,5	5	5	
ZA	magnetic	36	40	46	50
ZB	non magnetic	36	30	36	40
ZJ	magnetic	52	56	65	73
ZK	non magnetic	52	46	55	63
<b>Weight (g)</b>					