

Series GMIX1A

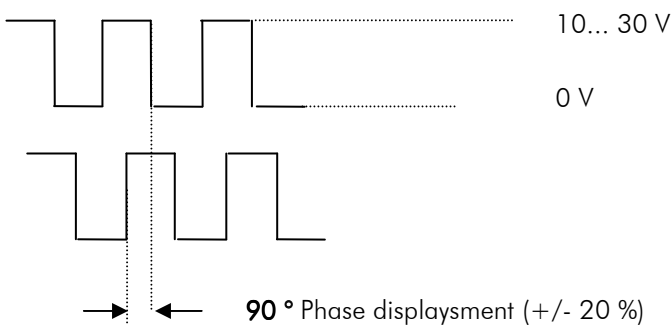
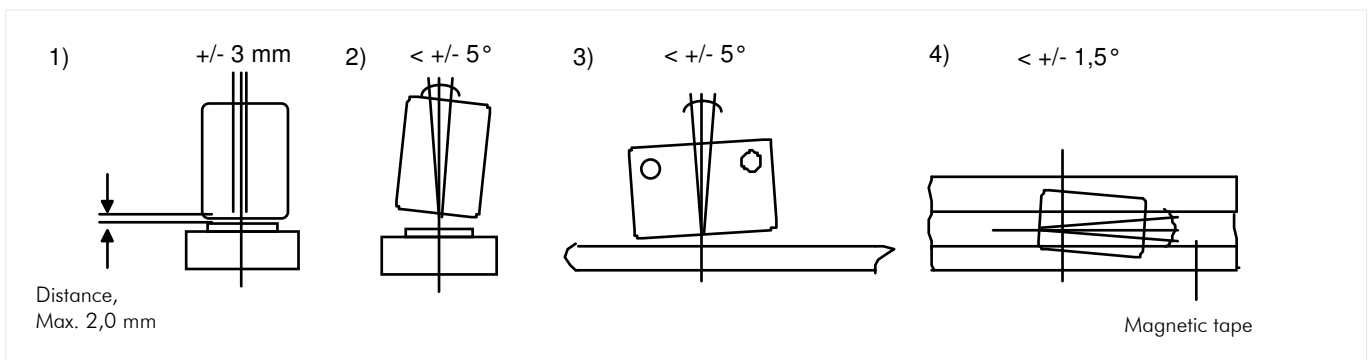


Magnetic, Incremental Length Measuring System,
Universal and best suitable in different kinds of mechanical
engineering and construction

General: GMIX1A is suitable for applications in wood processing. A signal output "Vmax" is set and a status LED begins to flash (in order to a defined sequence), if the operation speed exceeds 25 m's/min. Further on this status LED the adjusted resolution with an assigned flashing sequence. Is shown in the translator box the resolution and output levels (24 V-HTL push/pull or 5 V-TTL line driver) can be adjusted with an internal DIL-switch.

Product features:

- 5 different adjustable resolutions
- Repeating accuracy +/- 0.01 mm
- Speed monitoring LED and signal output (for adherence to the prescribed max. 25 m's/min with panel saws)
- Switchable output levels (24 V push/pull or 5 V-TTL line driver)
- Status LED for each channel (A,B and Z)
- Compact sensor in high protection class of IP67
- Speed proportionally square wave outputs
- External metal case for translator and adjustments

Pulse diagram:**Installation:****Inclination tolerance sensor**

Technical specifications:

Resolution	0,1/0,05/0,025/0,02 or 0,01 mm (4-edge triggering)
Repeating accuracy	+/- 0,01 mm
System accuracy in μm at 20°C	+/- (25 + 20 x L) L = measuring length in meter
Distance tape/sensor	max. 1,5 mm
Power supply voltage	10... 30 VDC, stabilized
Output level	HTL 10.. 30 VDC push/pull or 5 V-TTL line driver
Outputs Vmax	10... 30 V depending on supply level / max. 200 mA
Outputs	Square waves, channels A, B, Z, durable short circuit proof
Material of housing	Zinc die cast
Protection class	IP 67
Protection class (translator box)	IP 40
Operation temperature	-10 ... +70 °C (-25... +85 °C) on request
Lagertemperaturbereich	-25... +85
Consumption of the system	ca. 300 mA
Output frequency	Depending on selected resolution
Operating speed	Depending on selected resolution
Max. Cable length	On request up to 30 m possible
Bending radius (sensor cable)	Min. 60 mm

Order reference:

For orders, please use the following order code:

GMIX1A - - . - -

A A A - B B . B - C - D D

A Version

- 000 ELGO standard
- 001 First special version

B Signal cable length in XX . X m

- 1,5 m Standard length

C Resolution

- 1 0,1 mm
- 2 0,05 mm
- 3 0,025 mm
- 4 0,02 mm
- 5 0,01 mm

D Supply/Output level

- 00 10-30 VDC push/pull
- 01 5 V-TTL line driver

For Example:

GMIX1A - 000 - 01.5 - 1 - 00

A A A - B B . B - C - D D

GMIX1A ELGO standard, signal cable length about 1,5 m, resolution: 0,1mm and output level 10-30 VDC push/pull.

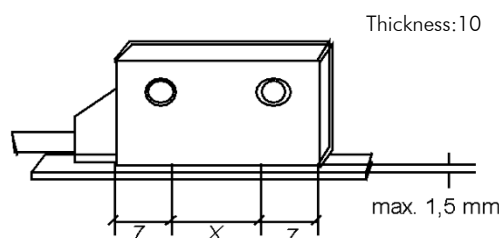
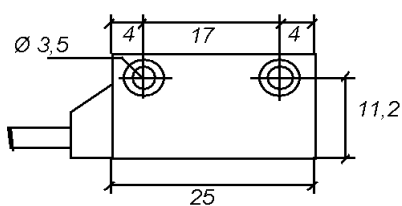
Your order:

GMIX1A - - . - -

A A A - B B . B - C - D D

Dimensions

Sensor:



Accessories:

MB20-50-10-1-R	Magnetic tape, pole width 5 mm, with INOX-cover
Magnetic tape end cap 10 mm - Set	2 end caps (10 mm) and 2 M3 screws; additional fixation in the radial and linear area, as well as a protection of the magnetic tape ends <u>Order No. 731031002</u>
Magnetic tape end cap 10 mm	1 end cap (10 mm) <u>Order No. 731031000</u>
FS2050	Carriage with MB20-50-10-1-R
FW2060	Guiding rail for MIX1 - sensor
AP1.0	Cover, Length 1,0 m

