

e-chains® Series 3400 | Crossbars openable along the inner radius, from both sides
 e-chains® Series 3500 | Crossbars openable along the outer radius, from both sides

Part No. e-chains® openable along inner radius	Part No. e-chains® openable along outer radius	Bi [mm]	Ba [mm]	R Available bend radii [mm]	3400 [kg/m]	3500 [kg/m]
3400.050 .R.0	3500.050 .R.0	50	70	075 100 125 150 200 250 300	≈ 1.60	≈ 1.60
3400.075 .R.0	3500.075 .R.0	75	95	075 100 125 150 200 250 300	≈ 1.78	≈ 1.78
3400.100 .R.0	3500.100 .R.0	100	120	075 100 125 150 200 250 300	≈ 1.93	≈ 1.93
3400.115 .R.0	3500.115 .R.0	115	135	075 100 125 150 200 250 300	≈ 1.99	≈ 1.99
3400.125 .R.0	3500.125 .R.0	125	145	075 100 125 150 200 250 300	≈ 2.03	≈ 2.03
3400.150 .R.0	3500.150 .R.0	150	170	075 100 125 150 200 250 300	≈ 2.17	≈ 2.17
3400.175 .R.0	3500.175 .R.0	175	195	075 100 125 150 200 250 300	≈ 2.28	≈ 2.28
3400.200 .R.0	3500.200 .R.0	200	220	075 100 125 150 200 250 300	≈ 2.45	≈ 2.45
3400.225 .R.0	3500.225 .R.0	225	245	075 100 125 150 200 250 300	≈ 2.59	≈ 2.59
3400.250 .R.0	3500.250 .R.0	250	270	075 100 125 150 200 250 300	≈ 2.73	≈ 2.73

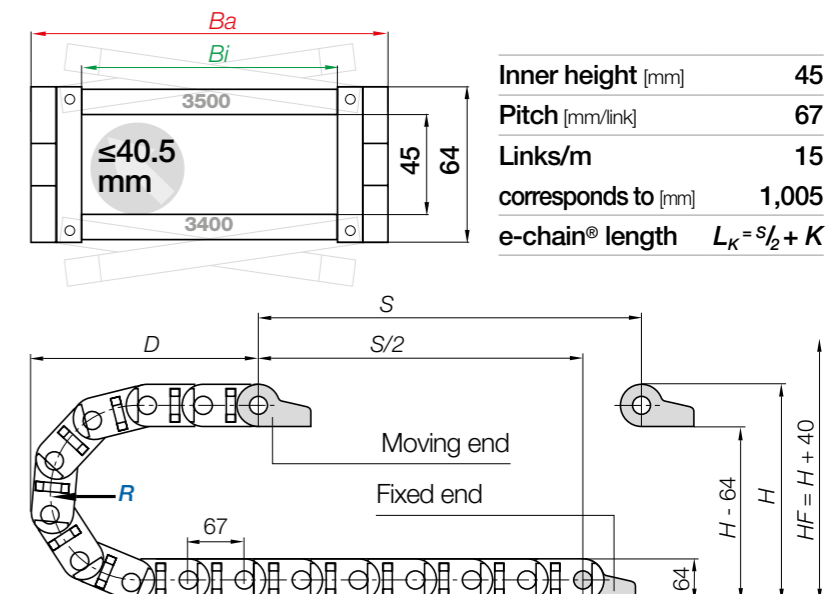
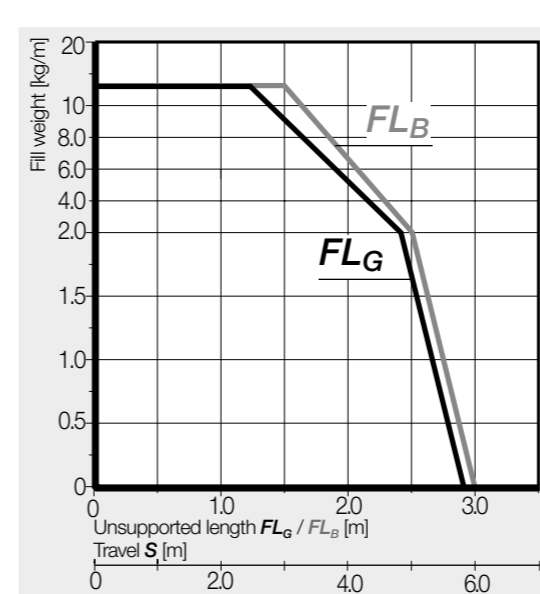
Half e-tubes, series 3450 and full e-tube series 3480 ▶ From page 416

Complete Part No. with required radius (R). Example: 3500.075.200.0



Reduce assembly time - E2/000 e-chain® opener

- Reduce opening times from 33 to 2 seconds
- Open a long e-chain® section in one go
- For widths Bi [mm]: 050, 075, 100, 115
- Part No. 908.254.3400 for series 3400/3500
- More information ▶ www.igus.eu/E2opener

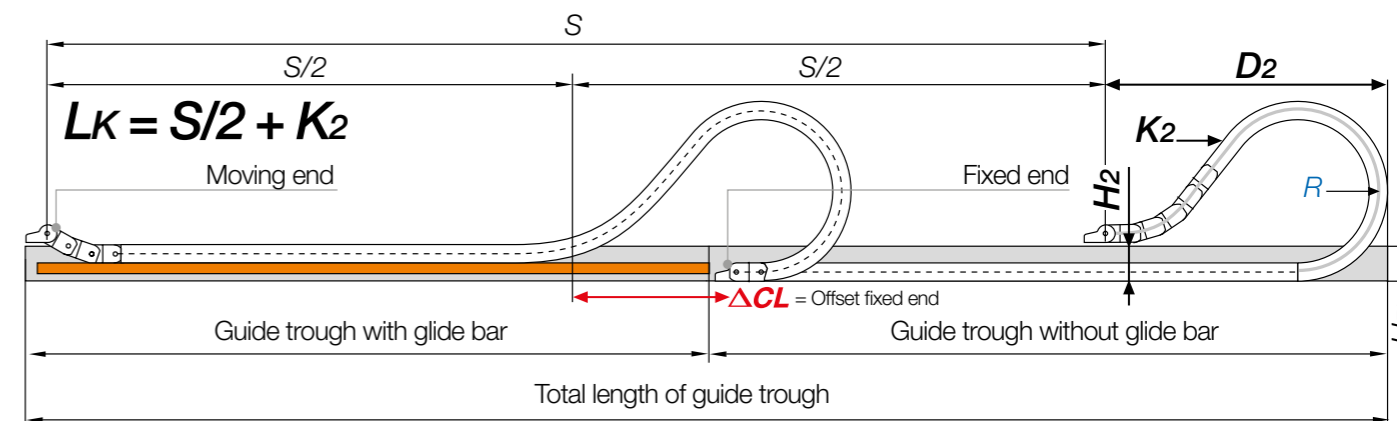


R	075	100	125	150	200	250	300
H	214	264	314	364	464	564	664
D	208	233	258	283	333	383	433
K	370	450	530	610	765	920	1,080

The required clearance height: $H_F = H + 40\text{mm}$ (with 2.5kg/m fill weight)

Before using series 3400 on long travels please consult igus®.

Gliding applications | For long travels from 10m to max. 150m



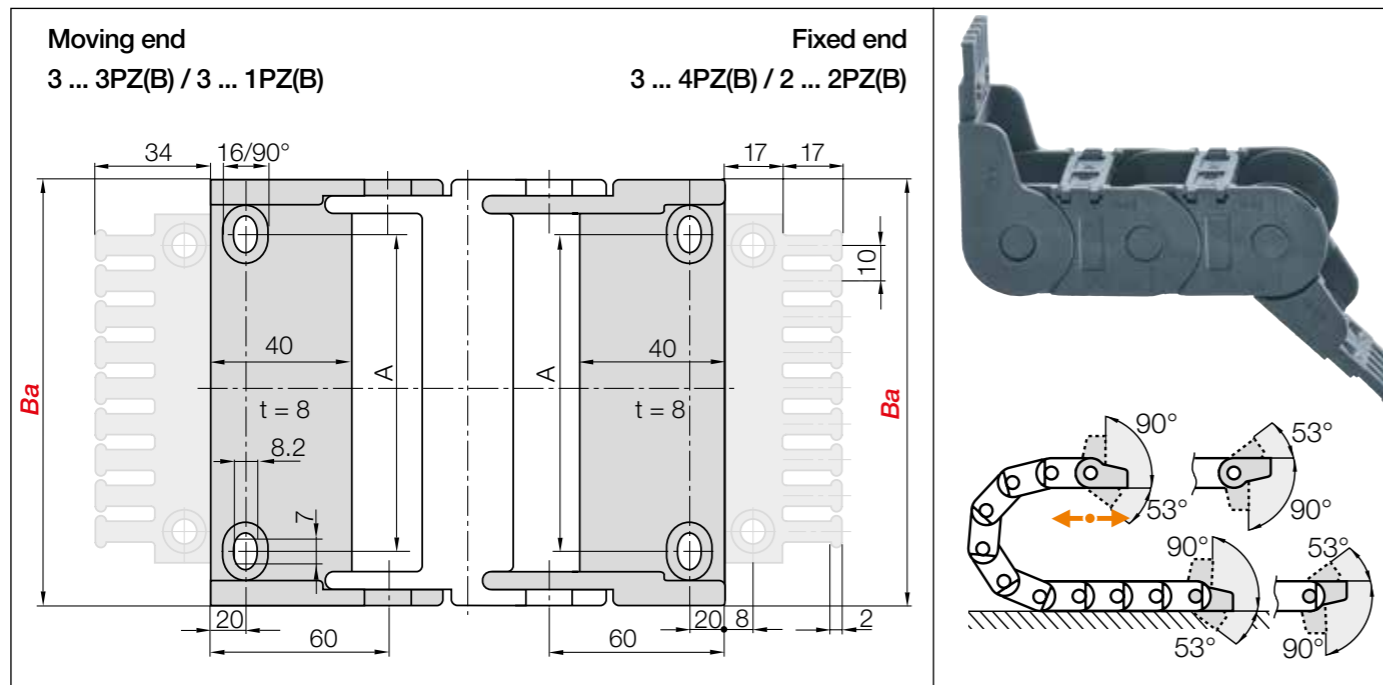
Note: before using series 3400/3450/3480 on long travels please consult igus®.

For long travels, igus® recommends series 3500 openable along the outer radius.

In case of travels between 6 and 10m we recommend an e-chain® with a longer unsupported length.

R	075	100	125	150	200	250	300
H ₂	150	200	186	186	186	186	186
D ₂ ⁺²⁵	208	233	475	570	780	1,010	1,150
K ₂	370	450	804	1,005	1,340	1,675	1,943
ΔCL	-	-	233	303	463	643	733

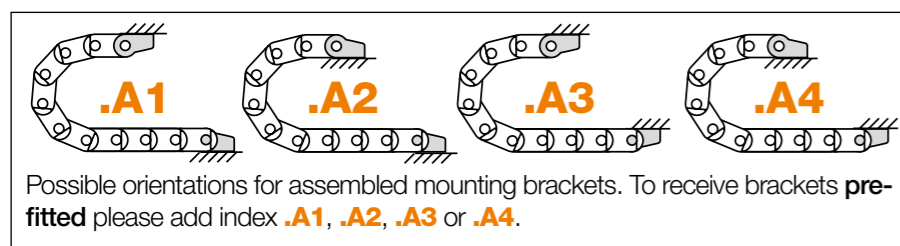
Before using series 3400 on long travels please consult igus®.



Polymer pivoting | Recommended for unsupported and gliding applications
Polymer locking | Recommended for vertical hanging and standing applications

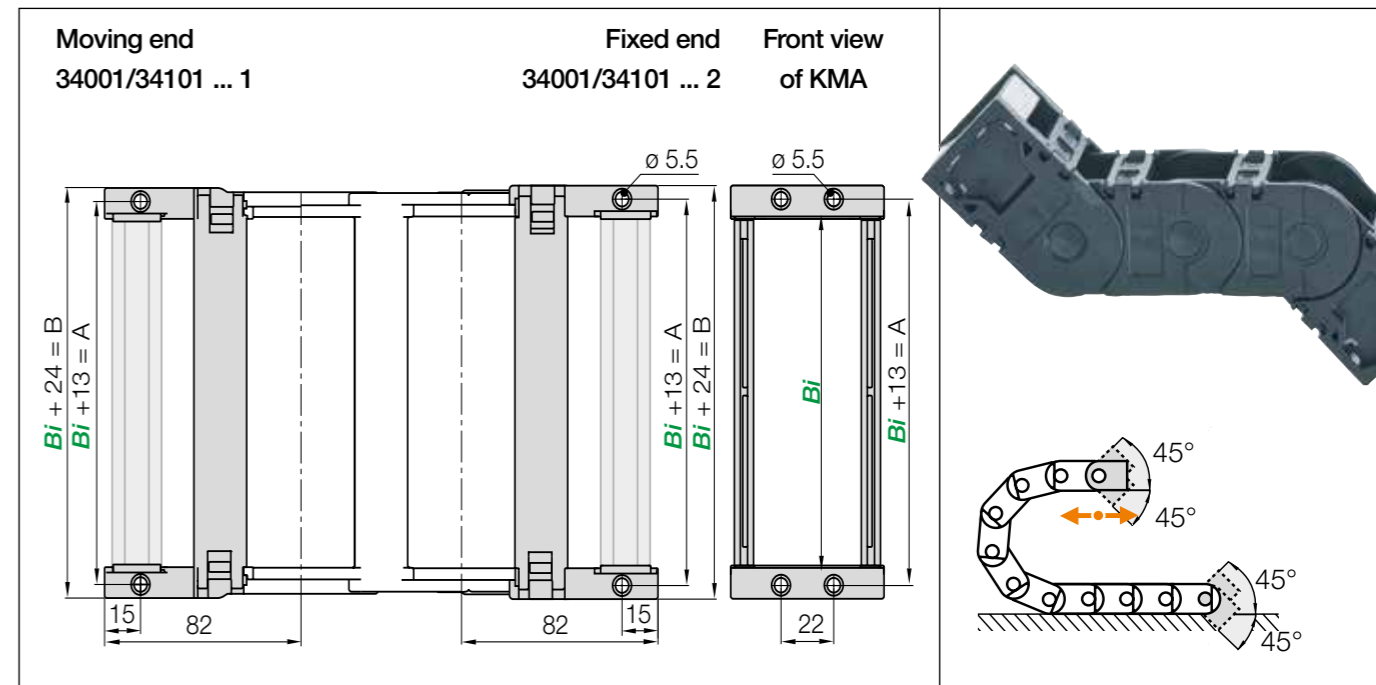
Width index	Part No. full set pivoting		Part No. full set locking		A [mm]	Number of teeth
	with tiewrap plates	without tiewrap plate	with tiewrap plates	without tiewrap plate		
050. ▶	3050.34PZB	3050.34PZ	3050.12PZB	3050.12PZ	28	5
075. ▶	3075.34PZB	3075.34PZ	3075.12PZB	3075.12PZ	53	7
100. ▶	3100.34PZB	3100.34PZ	3100.12PZB	3100.12PZ	78	10
115. ▶	3115.34PZB	3115.34PZ	3115.12PZB	3115.12PZ	93	11
125. ▶	3125.34PZB	3125.34PZ	3125.12PZB	3125.12PZ	103	12
150. ▶	3150.34PZB	3150.34PZ	3150.12PZB	3150.12PZ	128	15
175. ▶	3175.34PZB	3175.34PZ	3175.12PZB	3175.12PZ	153	17
200. ▶	3200.34PZB	3200.34PZ	3200.12PZB	3200.12PZ	178	20
225. ▶	3225.34PZB	3225.34PZ	3225.12PZB	3225.12PZ	203	22
250. ▶	3250.34PZB	3250.34PZ	3250.12PZB	3250.12PZ	228	25

Full set with tiewrap plate + 10 cable tiewraps, please add index **K1**. Example: 3250.34PZBK1



3075.34PZB.A1 Order example
 .A... to indicate option with brackets pre-fitted
 With integrated strain relief tiewrap plates
 Full set
 Series

Strain relief e.g. clamps, tiewrap plates, nuggets and plug-in clips are available from stock. The complete chainfix range with ordering options ▶ From page 1300

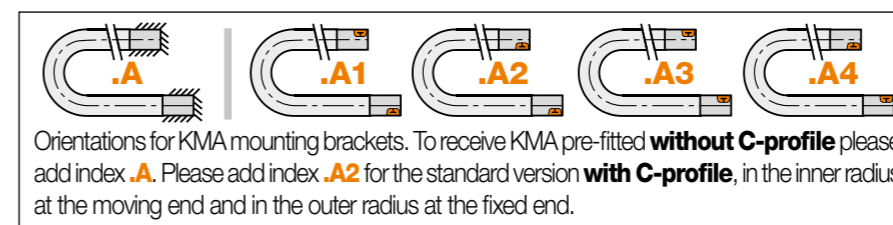


KMA pivoting | Recommended for unsupported and gliding applications
KMA locking | Recommended for vertical hanging and standing applications

Width index	Part No. full set KMA pivoting		Part No. full set KMA locking		A [mm]	B [mm]
	with C-profile	without C-profile	with C-profile	without C-profile		
050. ▶	34001.050.12.C	34001.050.12	34101.050.12.C	34101.050.12	63	74
075. ▶	34001.075.12.C	34001.075.12	34101.075.12.C	34101.075.12	88	99
100. ▶	34001.100.12.C	34001.100.12	34101.100.12.C	34101.100.12	113	124
115. ▶	34001.115.12.C	34001.115.12	34101.115.12.C	34101.115.12	128	139
125. ▶	34001.125.12.C	34001.125.12	34101.125.12.C	34101.125.12	138	149
150. ▶	34001.150.12.C	34001.150.12	34101.150.12.C	34101.150.12	163	174
175. ▶	34001.175.12.C	34001.175.12	34101.175.12.C	34101.175.12	188	199
200. ▶	34001.200.12.C	34001.200.12	34101.200.12.C	34101.200.12	213	224
225. ▶	34001.225.12.C	34001.225.12	34101.225.12.C	34101.225.12	238	249
250. ▶	34001.250.12.C	34001.250.12	34101.250.12.C	34101.250.12	263	274

KMA pivoting to one end: moving end 34001...3 / fixed end 34001...4

(KMA = polymer metal mounting bracket)



34001.075.12.C.A2 Order example
 .A... to indicate option with brackets pre-fitted
 C-profile option
 Full set
 Width index
 Series

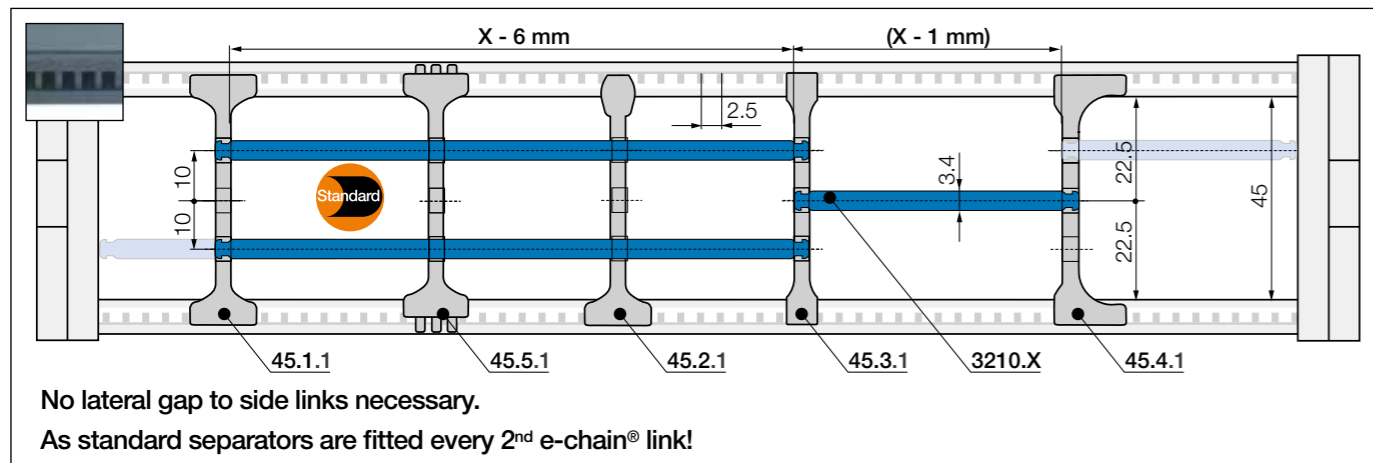


Option: steel mounting bracket, pivoting. For e-chains® and e-tubes, Part No. 3000.12
 ● Pivoting connections ● One part (2-piece) for all e-chain® widths ● Electrically conductive

Strain relief e.g. clamps, tiewrap plates, nuggets and plug-in clips are available from stock. The complete chainfix range with ordering options ▶ From page 1300

Interior separation | Increase cable service life

Previous generation of interior separation with other options ► www.igus.eu/3400 ► www.igus.eu/3500



No lateral gap to side links necessary.
As standard separators are fitted every 2nd e-chain® link!

Standard separator, wide base

unassembled	45.1
assembled	45.1.1

Standard - for any application
Separator with a wide base for maximum holding force in the e-chain®.

Separator, narrow top

unassembled	45.2
assembled	45.2.1

For even faster installation
Wide on one side for high holding force, narrow on opposite side for easy cable fitting.

Separator, narrow

unassembled	45.3
assembled	45.3.1

For small cables
Separator with a narrow base for a large number of small cables side by side. Saves space in the e-chain®.

Separator, asymmetrical

unassembled	45.4
assembled	45.4.1

For side-mounted applications
Asymmetrical separator, for defined gap distance. No additional spacers required.

Notch separator for notched crossbar

unassembled	45.5
assembled	45.5.1

Locks securely in preset increments
Notch separator for exact positioning in e-chains®. Recommended for side-mounted applications.

Shelf, lockable

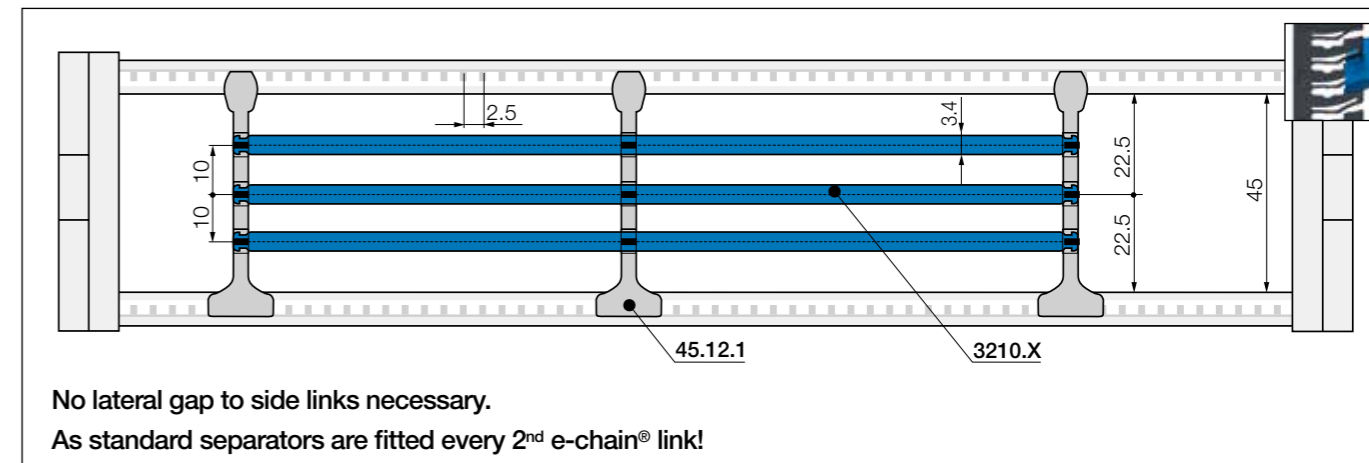
unassembled	3200.X
assembled	3210.X

Horizontal separation
Full-width shelf locks securely into separators at both ends, giving a fixed width. Can be used as full-width or partial shelf.

Shelves Width = X [mm]	X [mm]		X [mm]		X [mm]	
	unassembled	assembled	unassembled	assembled	unassembled	assembled
	050	3200.050	3210.050	125	3200.125	3210.125
	075	3200.075	3210.075	150	3200.150	3210.150
	100	3200.100	3210.100	175	3200.175	3210.175
	115	3200.115	3210.115	200	3200.200	3210.200



Interior separation | To allow faster filling **New**



No lateral gap to side links necessary.
As standard separators are fitted every 2nd e-chain® link!

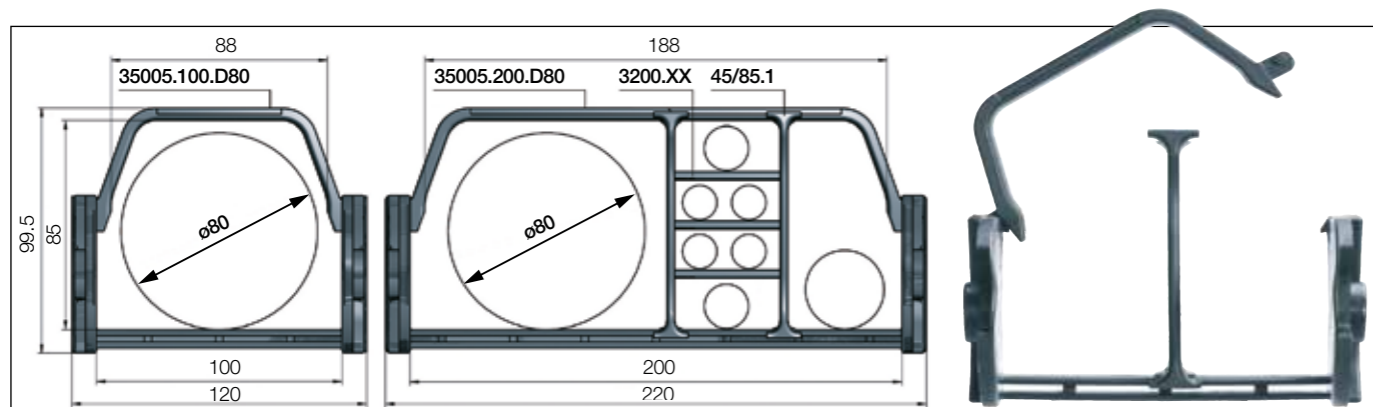
Lean separator

unassembled	45.12
assembled	45.12.1

Lean separators
New design allows extremely fast fitting of shelves in several layers, which significantly reduces assembly time. Enables extremely fast replacement of individual cables in a very full e-chain®.

Lean separator design - several layers of cables fitted quickly, save up to 50%* assembly time
(*Lean separator vs. standard separator - measured on a 4m long e-chain® fitted with 12 cables in the igus® readychain® factory)






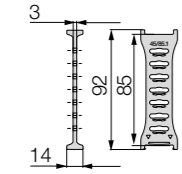

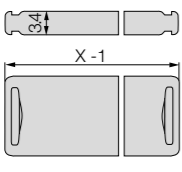
e-chains® with extender crossbars - large increase of the interior space for the smooth guiding of large hoses. Suitable for hoses with a maximum outer diameter of 80mm.

Part No. e-chains® extender crossbars openable along inner radius	Part No. e-chains® extender crossbars openable along outer radius	Bi [mm]	Ba [mm]	R Available bend radii [mm]
3400.100D80.R.0	3500.100D80.R.0	100	120	075* 100* 125 150 200 250 300
3400.200D80.R.0	3500.200D80.R.0	200	220	075* 100* 125 150 200 250 300

*Radius 075 and 100 only possible with e-chains® series 3500, openable along outer radius!

Complete Part No. with required radius (R). Example: 3500.100D80.200.0

Interior separation for e-chains® with extender crossbars

		Separator e-chain® with extender crossbars unassembled 45/85.1 assembled 45/85.1.1
		Shelf, lockable unassembled 3200.X assembled 3210.X

Standard separator, wide base


Separator with a wide base for maximum holding force in the e-chain®. As standard separators are fitted every 2nd e-chain® link!

Horizontal separation

Full-width shelf locks securely into separators at both ends, giving a fixed width. Can be used as full-width or partial shelf.


Separator with integrated strain relief teeth

- Can be integrated into the mounting bracket or placed at any point in the e-chain®
 - Combines strain relief and interior separation, for restricted space conditions
 - Strain relief separator is easy to assemble without any screws
- Part No. 301.Z. More information ► From page 1326



Steel support tray for support of the lower run

- Simple one-piece support trays for the lower run
 - To your requirements and specification
 - 4 options available
- More information ► From page 1264



Strong and space-saving E2/000 e-chain® for different axes of a machine