

Various options:
available in
four versions

Fast assembly:
assembled or retrofitted
in just a few steps

Flexible:
hook-and-loop
strip adapt to
any robot arm

Silicone-free:
suitable for
automotive industry

Cost-effective, flexible and fast assembly - triflex® COB universal mounting brackets

For secure attachment of e-chains® or protective hoses to robots, users can now rely on the new Lean Robotics brackets from igus®. The universal mounting brackets with hook-and-loop strips are flexible and adapt to any robot arm. A slim design with rounded edges reduces the risk of injury if there is contact with the robot. The new Lean Robotics brackets are available in various designs and are suitable for use with the triflex® R TRC/TRE/TRL 30 and 40 series and for all commercially available protective hoses in various diameters.

- Compact, lightweight and smooth design
- For different robots arm diameters, universal applications
- Assembled or retrofitted in just a few steps
- Silicone-free, suitable for automotive industry
- Virtually no edges, minimal risk of injury
- The standard universal mounting brackets ① are suitable for all sizes of the triflex® R e-chain® series TRC/TRE/TRL
- The standard universal mounting brackets with hook-and-loop strips and protector ② or mounting bracket ③ are suitable for triflex® R e-chain® series TRC/TRE/TRL 30 and 40
- The standard universal mounting brackets with PMA Clip ④ are suitable for nominal widths 17, 23, 29, 36 and 48mm
- Low-cost addition to the igus® cobot accessories range



① Standard for maximum adaptability

⊕ **Benefits:**

- 1 x polymer bracket
- 1m hook-and-loop strip
- Most cost-effective clamp in the range
- Silicone-free
- Maximum freedom for cable management

Suitable for:

triflex® R e-chain® series TRC/TRE/TRL

► Page 996



② With triflex® R protector

⊕ **Benefits:**

- 1 x polymer bracket
- 1m hook-and-loop strip
- 1 x round protector size 40
- Silicone-free

Suitable for:

triflex® R e-chain® series TRC/TRE/TRL, size 40

► Page 996



③ With triflex® R mounting bracket and optional strain relief

⊕ **Benefits:**

- 1 x polymer bracket
- 1m hook-and-loop strip
- 1 x lightweight mounting bracket size 30 or 40*, available with and without strain relief
- *Size 40, option with long or short strain relief teeth
- Silicone-free

Suitable for:

triflex® R e-chain® series TRC/TRE/TRL, size 30 and 40

► Page 996



④ With PMA Clip

⊕ **Benefits:**

- 1 x polymer bracket
- 1m hook-and-loop strip
- 1 x PMA Clip
- Available in 5 sizes for corrugated hoses
- Silicone-free

Suitable for:

Corrugated tube systems with nominal width 17, 23, 29, 36 and 48mm

► Page 997



Bracket for fibre-rod system ø 40 for UR10 and UR10e - New


Virtually contact-free management of cables on UR10 and UR10e
Easy retrofitting of cables and hoses

- Strong, defined cable management up to the tool
- Can be combined with our universal mounting brackets with hook-and-loop
- Individually adjustable plug-and-play for UR10 and UR10e


More information ► www.igus.eu/info/n20-newspage-ur-fibre-rod








Product range | 1 Standard for maximum adaptability
Universal for diameters from 15 to 55mm

Product	Part No. mounting brackets	Size Ø [mm]	Specification
	TR.COB.01.00.0	15 - 55	Support + 1m hook-and-loop strip

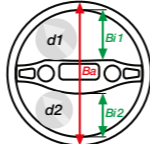
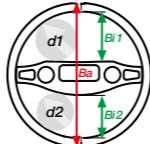
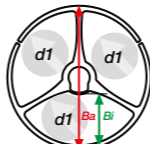
Product range | 2 With triflex® R protector
For triflex® R e-chain® series TRC/TRE/TRL, size 40

Product	Part No. mounting brackets	Index Ø [mm]	Specification
	TR.COB.01.40.30.0	40	Protector size 40 + support + 1m hook-and-loop strip + plastic screw + protector


Product range | 3 With triflex® R mounting bracket and optional strain relief
For triflex® R e-chain® series TRC/TRE/TRL, size 30 and 40

Product	Part No. mounting brackets	Index Ø [mm]	Specification
	TR.COB.01.30.Z1.0	30	Lightweight mounting bracket, size 30 with short strain relief + support + 1m hook-and-loop strip
	TR.COB.01.40.Z1.0	40	Lightweight mounting bracket, size 40, with strain relief + support + 1m hook-and-loop strip + plastic screw TR AE
	TR.COB.01.40.Z2.0	40	Lightweight mounting bracket, size 40, with long strain relief + support + 1m hook-and-loop strip + plastic screw TR AE
	TR.COB.01.30.Z0.0	30	Lightweight mounting bracket, size 30, without strain relief + support + 1m hook-and-loop strip
	TR.COB.01.40.Z0.0	40	Lightweight mounting bracket, size 40, without strain relief + support + 1m hook-and-loop strip + plastic screw TR AE

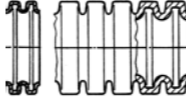
Overview triflex® R e-chains® | For TRC·TRE·TRL

Dimensions	Part No. series	Bi1 [mm]	Bi2 [mm]	Ba [mm]	R [mm]	d1 [mm]	d2 [mm]	Pitch [mm]	Links per m
	Series TRC - enclosed design								
	TRC.30.050.0	12	10	34.5	050	10	8	11.3	89
	TRC.40.058.0	15	13	43	058	13	11	13.9	72
	Series TRE - "easy" design								
	TRE.30.050.0	12	10	34.5	050	10	8	11.3	89
	TRE.40.058.0.B	15	13	43	058	13	11	13.9	72
	Series TRL - light version of the "easy"-design								
	TRL.30.050.0	12.5	11	34.5	050	10	8	11.3	89
	TRL.40.058.0	15	-	45	058	13	-	13.9	72

Product range | 4 With PMA Clip
Corrugated tube systems with nominal width 17, 23, 29, 36 and 48mm

Product	Part No. mounting brackets	NW [mm]	Specification
	TR.COB.01.PMA.17.0	17	PMA clip, nominal width 17 + support + 1m hook-and-loop strip + plastic screw + protector
	TR.COB.01.PMA.23.0	23	PMA clip, nominal width 23 + support + 1m hook-and-loop strip + plastic screw + protector
	TR.COB.01.PMA.29.0	29	PMA clip, nominal width 29 + support + 1m hook-and-loop strip + plastic screw + protector
	TR.COB.01.PMA.36.0	36	PMA clip, nominal width 36 + support + 1m hook-and-loop strip + plastic screw + protector
	TR.COB.01.PMA.48.0	48	PMA clip, nominal width 48 + support + 1m hook-and-loop strip + plastic screw + protector

PMA hoses overview | For PMAFLEX corrugated tubes

Dimensions	Part No. series	Corrugated tube nominal width	Metric size [mm]	Inner Ø d1 [mm]	Outer Ø d2 [mm]	Static R [mm]*	Dynamic R [mm]**	VE [m]
	I-PIST-17B	17	20	16.4	21.1	30	65	50
	I-PIST-23B	23	25	22.6	28.4	35	90	50
	I-PIST-29B	29	32	29.0	34.3	45	110	50
	I-PIST-36B	36	40	36.5	42.5	60	180	50
	I-PIST-48B	48	50	46.7	54.2	70	200	50

*Static R = minimum recommended bend radius for static (fixed) installation

**Dynamic R = minimum recommended bend radius for dynamic (flexible) laying