



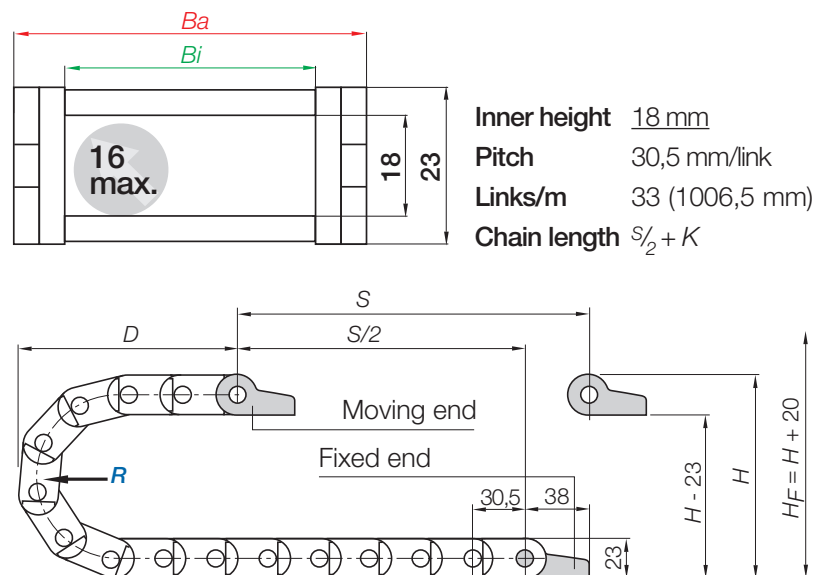
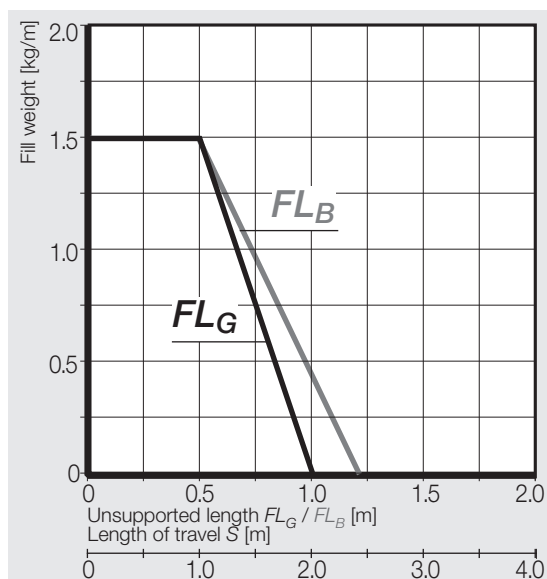
Series 10 | One-piece, non snap-open e-chain®

e-chain® non snap-open	<i>Bi</i> [mm]	<i>Ba</i> [mm]	<i>R</i> Bending radii [mm]	Weight [kg/m]
10. 015 .R.0	15	26	028 038 048 075 100 110 125 145 180	≈ 0,35
10. 025 .R.0	25	36	028 038 048 075 100 110 125 145 180	≈ 0,40
10. 038 .R.0	38	49	028 038 048 075 100 110 125 145 180	≈ 0,46
10. 050 .R.0	50	61	028 038 048 075 100 110 125 145 180	≈ 0,52
10. 5 .R.0	63	76	028 038 048 075 100 110 125 145 180	≈ 0,63
10. 6 .R.0	80	94	028 038 048 075 100 110 125 145 180	≈ 0,70
10. 7 .R.0	100	113	028 038 048 075 100 110 125 145 180	≈ 0,76

Before using this Series on long travels please consult igus®.

Supplement Part No. with required radius (*R*). Example: **10.025.038.0**

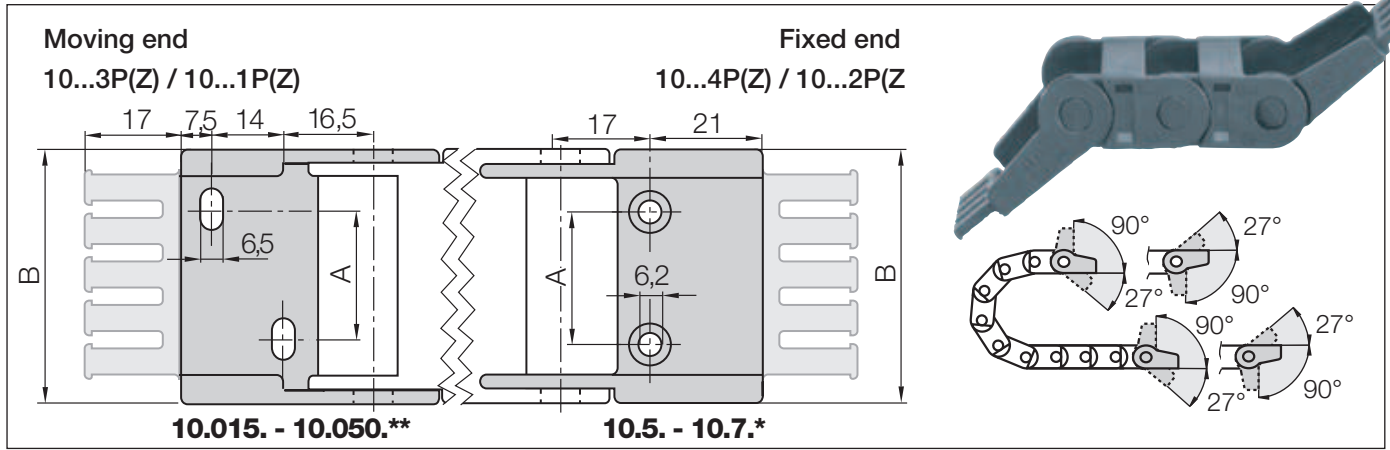
Dimensions



<i>R</i>	028	038	048	075	100	110	125	145	180
<i>H</i>	79	99	119	173	223	243	273	313	383
<i>D</i>	85	95	105	132	157	167	182	202	237
<i>K</i>	150	185	215	300	380	410	455	520	630

The required clearance height: $H_F = H + 20$ mm (with 0,5 kg/m fill weight)

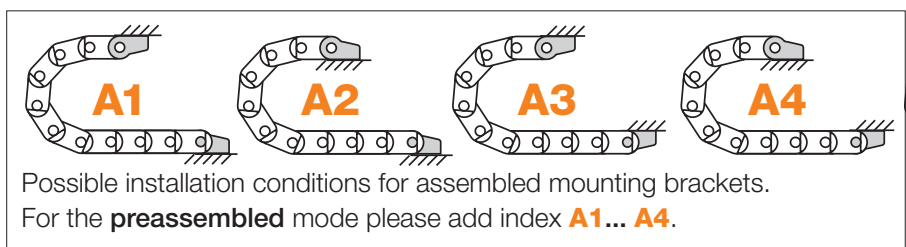
Mounting brackets, polymer one-piece | pivoting | locking



Width Index	Standard	Part No. full set pivoting:		Part No. full set locking:		Dim. A [mm]	Dim. B [mm]	Number of teeth
		with tie-wrap plates	without tie-wrap plates	with tie-wrap plates	without tie-wrap plates			
015.	▶	1015.34PZ	1015.34P	1015.12PZ	1015.12P	-	25,5	2
025.	▶	1025.34PZ	1025.34P	1025.12PZ	1025.12P	10	35,5	3
038.	▶	1038.34PZ	1038.34P	1038.12PZ	1038.12P	23	48,5	4
050.	▶	1050.34PZ	1050.34P	1050.12PZ	1050.12P	35	60,5	5
5.	▶	105. 34PZ	105. 34P	105. 12PZ	105. 12P	48	75	6
6.	▶	106. 34PZ	106. 34P	106. 12PZ	106. 12P	65	92	8
7.	▶	107. 34PZ	107. 34P	107. 12PZ	107. 12P	85	112	10

** Drilling pattern for width index: 15.015. - 15.050. see drawing left. Each valid for Moving end and Fixed end

* Drilling pattern for width index: 15.5 - 15.7. see drawing right. Each valid for Moving end and Fixed end

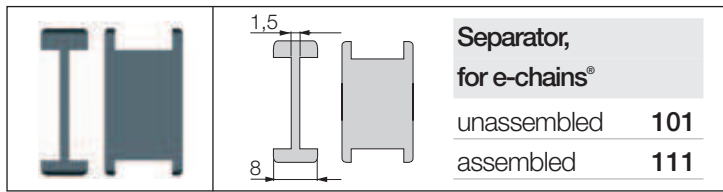


Part No. structure

1025. 34 PZ A1

- A... must be indicated on preassembled configurations
- With strain relief tie-wrap plates
- Full set pivoting**
- Mounting bracket for selected width index

Interior separation



Separator 101

For a simple vertical subdivision on e-chains®. Separators can be arranged anywhere in the e-chain® cross section.
Interior separation for Series 10.015.R.0 not possible!