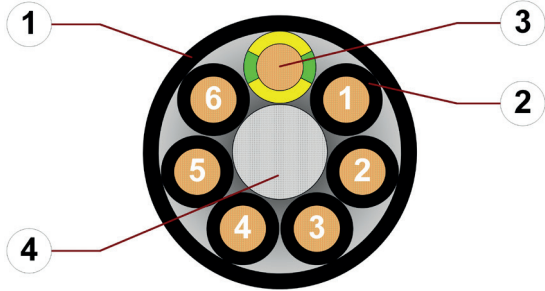


Data sheet

chainflex® CF880



Control cable (Class 3.1.1.1) • For flexing applications • PVC outer jacket • Flame retardant



1. Outer jacket: Pressure extruded PVC mixture
2. Core insulation: Mechanically high-quality TPE mixture
3. Conductor: Stranded conductor consisting of bare copper wires
4. Filling: Plastic yarns

Example image
For detailed overview please see design table

Cable structure

	Conductor	Conductor consisting of bare copper wires (according to DIN EN 60228).
	Core insulation	Mechanically high-quality TPE mixture.
	Core structure	Cores wound with an optimised pitch length.
	Core identification	Black cores with white numbers, one green-yellow core.
	Outer jacket	Low-adhesion PVC mixture, adapted to suit the requirements in e-chains®. Colour: Jet black (similar to RAL 9005) Printing: white

„00000 m⁴** igus chainflex M CF880.--① ---② 300/500V E310776

cRUs AWM Style 2464 VW-1 AWM I/II A/B 80°C 300V FT1 EAC/CTP

www.igus.de +++ chainflex cable works +++

* **Length printing:** Not calibrated. Only intended as an orientation aid.
① / ② Cable identification according to Part No. (see technical table).
Example: ... chainflex ... CF880.15.04 ... 4G1.5 ... 300 V/500 V ...



igus 36-month chainflex cable guarantee and service life calculator based on 2 billion test cycles per year



Example image

igus® chainflex® CF880

Data sheet

chainflex® CF880








Control cable (Class 3.1.1.1) • For flexing applications • PVC outer jacket • Flame retardant



Example image

igus® chainflex® CF880

Dynamic information

	Bend radius	e-chain® linear flexible fixed	minimum 12.5 x d minimum 10 x d minimum 7 x d
	Temperature	e-chain® linear flexible fixed	+5 °C up to +70 °C -5 °C up to +70 °C (following DIN EN 60811-504) -15 °C up to +70 °C (following DIN EN 50305)
	v max.	unsupported	3 m/s
	a max.		20 m/s ²
	Travel distance		Unsupported travel distances up to 10 m, Class 1



These values are based on specific applications or tests. They do not represent the limit of what is technically feasible.

Guaranteed service life according to guarantee conditions

Double strokes	1 million	3 million	5 million
Temperature, from/to [°C]	R min. [factor x d]	R min. [factor x d]	R min. [factor x d]
+5/+15	15	16	17
+15/+60	12.5	13.5	14.5
+60/+70	15	16	17

Minimum guaranteed service life of the cable under the specified conditions.
The installation of the cable is recommended within the middle temperature range.

Electrical information

	Nominal voltage	300/500 V 300 V (following UL)
	Testing voltage	2000 V (following DIN EN 50395)



Data sheet

chainflex® CF880








Control cable (Class 3.1.1.1) • For flexing applications • PVC outer jacket • Flame retardant



Example image

igus® chainflex® CF880

Properties and approvals

-  **Flame retardant** According to IEC 60332-1-2, FT1, VW-1
-  **Silicone-free** Free from silicone which can affect paint adhesion (following PV 3.10.7 – status 1992)
-  **UL verified** Certificate No. B129699: „igus 36-month chainflex cable guarantee and service life calculator based on 2 billion test cycles per year“
-  **UL/CSA AWM** See table UL/CSA AWM for details
-  **NFPA** Following NFPA 79-2018, chapter 12.9
-  **EAC** Certificate No. RU C-DE.ME77.B.00300/19 (TR ZU)
-  **REACH** In accordance with regulation (EC) No. 1907/2006 (REACH)
-  **Lead-free** Following 2011/65/EC (RoHS-II/RoHS-III)
-  **CE** Following 2014/35/EU



Properties and approvals

UL/CSA AWM Details

Conductor nominal cross section [mm ²]	Number of cores	UL style core insulation	UL style outer jacket	UL Voltage Rating [V]	UL Temperature Rating [°C]
0.5	2-25	10493	2464	300	80
0.75	2-25	10493	2464	300	80
1	2-25	10493	2464	300	80
1.5	2-25	10493	2464	300	80
2.5	3-12	10493	2464	300	80

Data sheet

chainflex® CF880



Control cable (Class 3.1.1.1) ● For flexing applications ● PVC outer jacket ● Flame retardant

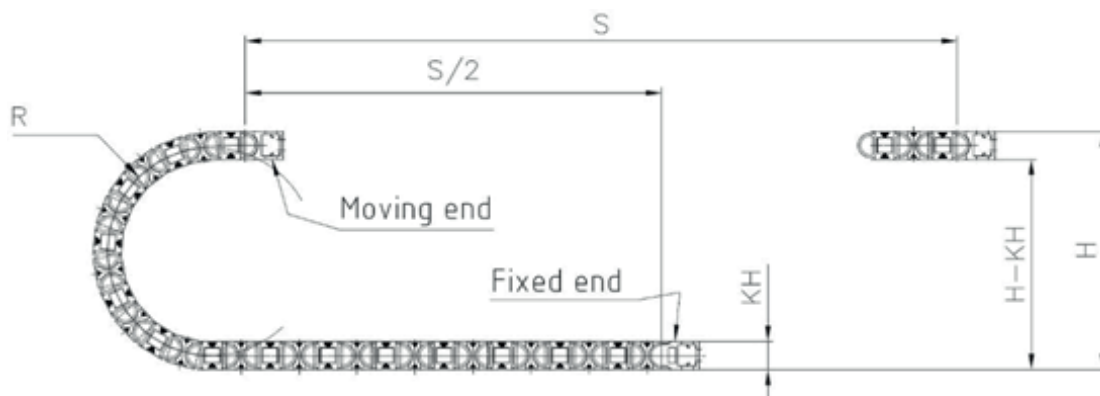


Example image

igus® chainflex® CF880

Typical lab test setup for this cable series

Test bend radius R	approx. 75 - 225 mm
Test travel S	approx. 1 - 15 m
Test duration	minimum 2 - 4 million double strokes
Test speed	approx. 0.5 - 2 m / s
Test acceleration	approx. 0.5 - 1.5 m / s ²



Typical application areas

- For flexing applications, Class 3
- Especially for unsupported travels, Class 1
- Without influence of oil, Class 1
- No torsion, Class 1
- Preferably indoor applications
- Wood/stone processing, Packaging industry, supply systems, Handling, adjusting equipment



igus 36-month chainflex cable guarantee and service life calculator based on 2 billion test cycles per year



Data sheet

chainflex® CF880



Control cable (Class 3.1.1.1) • For flexing applications • PVC outer jacket • Flame retardant

Technical tables:

Mechanical information

Part No.	Number of cores and conductor nominal cross section [mm ²]	Outer diameter (d) max. [mm]	Copper index [kg/km]	Weight [kg/km]
CF880.05.02	2x0.5	5.0	11	32
CF880.05.03	3G0.5	5.5	16	37
CF880.05.04	4G0.5	6.0	21	46
CF880.05.05	5G0.5	6.5	26	55
CF880.05.07	7G0.5	7.5	37	73
CF880.05.12	12G0.5	8.5	63	108
CF880.05.18	18G0.5	10.0	94	158
CF880.05.25	25G0.5	12.0	128	227
CF880.07.02	2x0.75	5.5	16	40
CF880.07.03	3G0.75	6.0	24	49
CF880.07.04	4G0.75	6.5	32	61
CF880.07.05	5G0.75	7.0	40	73
CF880.07.07	7G0.75	8.0	56	99
CF880.07.12	12G0.75	10.0	94	152
CF880.07.18	18G0.75	11.5	140	167
CF880.07.25	25G0.75	13.5	194	284
CF880.10.02	2x1.0	6.0	21	48
CF880.10.03	3G1.0	6.5	32	58
CF880.10.04	4G1.0	7.0	42	62
CF880.10.05	5G1.0	7.5	52	86
CF880.10.07	7G1.0	8.5	73	116
CF880.10.12	12G1.0	10.5	124	182
CF880.10.18	18G1.0	12.5	186	278
CF880.10.25	25G1.0	15.0	258	393
CF880.15.02	2x1.5	6.5	32	64
CF880.15.03	3G1.5	7.0	47	82
CF880.15.04	4G1.5	7.5	63	104
CF880.15.05	5G1.5	8.5	78	120
CF880.15.07	7G1.5	10.0	109	167
CF880.15.12	12G1.5	12.0	186	260
CF880.15.18	18G1.5	14.5	279	370
CF880.15.25	25G1.5	17.5	387	514
CF880.25.03	3G2.5	8.5	121	136
CF880.25.04	4G2.5	9.0	103	150
CF880.25.05	5G2.5	10.0	129	184
CF880.25.07	7G2.5	12.0	181	252
CF880.25.12	12G2.5	15.0	327	414



igus 36-month chainflex cable guarantee and service life calculator based on 2 billion test cycles per year



Note: The given outer diameters are maximum values and may tend toward lower tolerance limits.
G = with green-yellow earth core x = without earth core

Data sheet

chainflex® CF880



Control cable (Class 3.1.1.1) • For flexing applications • PVC outer jacket • Flame retardant



Example image

Electrical information

Conductor nominal cross section [mm ²]	Maximum conductor resistance at 20 °C (following DIN EN 50289-1-2) [Ω/km]	Max. current rating at 30 °C [A]
0.5	39	10
0.75	26	13
1	19.5	15
1.5	13.3	19
2.5	8	27

The final maximum current rating depends among other things on the ambient conditions, the type of the installation and the number of loaded cores.



igus 36-month chainflex cable guarantee and service life calculator based on 2 billion test cycles per year



Data sheet chainflex® CF880



Control cable (Class 3.1.1.1) • For flexing applications • PVC outer jacket • Flame retardant



Example image

igus® chainflex® CF880

Design table

Part No.	Number of cores	Core design	Part No.	Number of cores	Core design
CF880.XX.02	2		CF880.XX.07	7	
CF880.XX.03	3		CF880.XX.12	12	
CF880.XX.04	4		CF880.XX.18	18	
CF880.XX.05	5		CF880.XX.25	25	



igus 36-month chainflex cable guarantee and service life calculator based on 2 billion test cycles per year

