

Order key

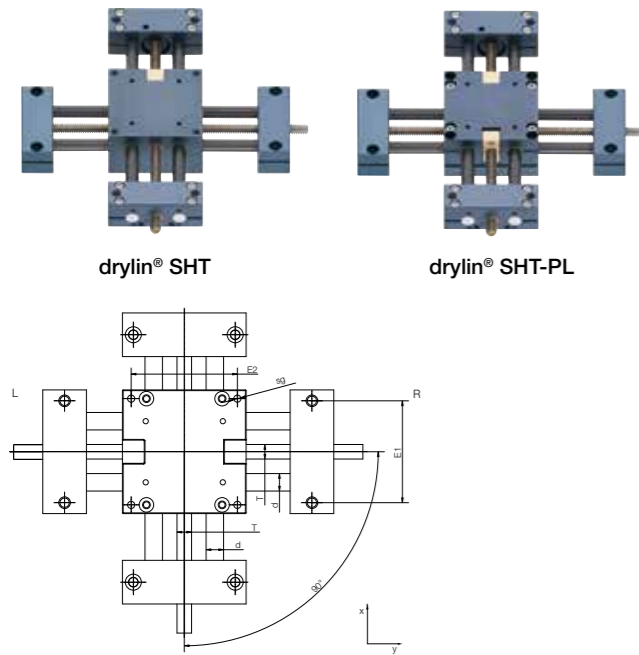
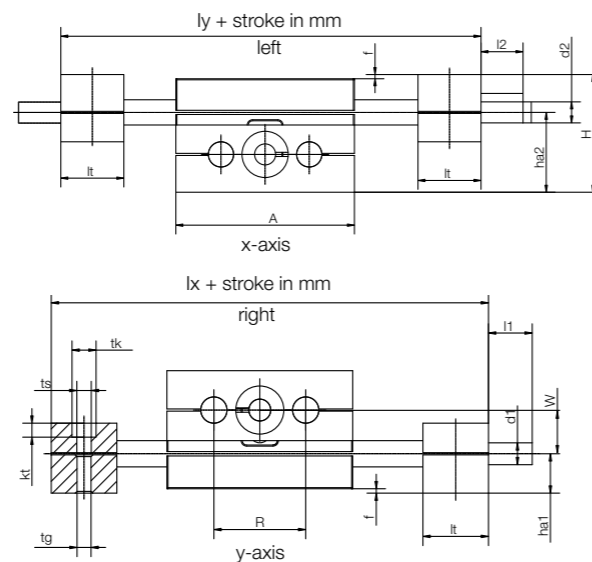
Order example

SHT-XY-12-AWM-PL-R

Standard	XY table	Dimension	Shaft material	Pre-load (optional)	Unit
----------	----------	-----------	----------------	---------------------	------

Options: unit

R = y-unit right adjustment L = y-unit left adjustment



- Available as standard and pre-load version
- High precision, extreme stiffness and accurate alignment due to the single-piece carriage
- Adjustments by trapezoidal thread
- Assembly of upper unit with left or right adjustment possible
- Available accessories ► **Page 1503**

Select versions and accessories online
► www.igus-asean.com/drylinSHT

Dimensions [mm]


Part No.	Max. stroke length [mm]	A	H	E1	E2	Base length lx	Base length ly	R	f	lt	tk	ts	tg	kt
SHT-XY-08-AWM	150	-0.3	42	±0.15	±0.15	96	96	32	1.5	15.5	10	5.5	M6	7
SHT-XY-12-AWM	350	85	56	70	73	145	145	42	2	30	11	6.6	M8	6.4
SHT-XY-12-AWM-PL	350	85	56	70	73	145	145	42	2	30	11	6.6	M8	6.4
SHT-XY-20-EWM-PL ⁹³⁾	500	130	86	108	115	202	202	72	2	36	15	9.0	M10	8.6

Part No.	sg	d	T	l1	d1		l2	d2		ha1	ha2	W
					Standard	Alternative		Standard	Alternative			
SHT-XY-08-AWM	M5	8	Tr6x2/ Tr6.35x2.54	15	Tr6x2/ Tr6.35x2.54	-	15	5	-	13	29	16
SHT-XY-12-AWM	M6	12	Tr10x2	17	Tr10x2	6 h9	17	Tr10x2	6 h9	18	38	20
SHT-XY-12-AWM-PL	M6	12	Tr10x2	17	Tr10x2	6 h9	17	Tr10x2	6 h9	18	38	20
SHT-XY-20-EWM-PL ⁹³⁾	M8	20	TR18x4	26	TR18x4	12 h9	26	12 h9	-	23	63	40

Required accessories (e.g. hand wheel) can be ordered left- or right-mounted in the y-direction.

Order example for SHT-XY-12-AWM-L-200-300-HR, left adjustment, stroke 200/300mm, two hand wheels

⁹³⁾ For size 20 we recommend stainless steel shafts (EWM), AWM also available



drylin® general drive technology – SLW linear modules

Lubrication-free linear modules based on drylin® W guides

Drive: Trapezoidal or high helix lead screw

Torsion-resistant double shaft systems

Many carriage and rail options

Suitable for manual and motor-operated adjustments

