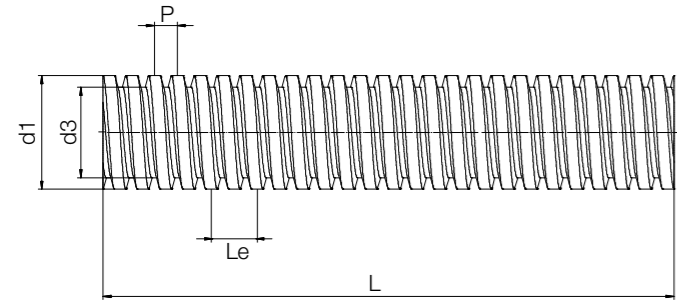




CF15, rolled, AISI 1015



Stainless steel, rolled, AISI 304



Technical data

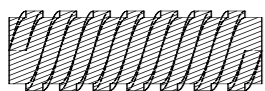
Pitch variation	0.1mm to 300mm
Straightness (standard)	0.3mm to 300mm
Aligned	<0.1mm to 300mm
Tolerance (according to DIN 103)	7e

P = Pitch
Le = Lead/pitch

Technical data

Thread	Hand of rotation		Material		Total pitch Le [mm]	Pitch P [mm]	Pitch angle α [°]	Weight	
	right	left	C15	Stainless steel AISI 304				C15 [kg/m]	Stainless steel [kg/m]
Tr06x2P1	●	–	●	●	2	1	6.06	0.22	0.22
Tr10x4P2	●	●	●	●	4	2	7.26	0.62	0.62
Tr12x6P3	●	●	●	●	6	3	9.04	0.89	0.89
Tr16x8P4	●	●	●	●	8	4	9.04	1.58	1.59
Tr18x8P4	●	●	●	●	8	4	8.05	2.00	2.01
Tr20x8P4	●	●	●	●	8	4	7.26	2.47	2.48

i Definition: Multi start trapezoidal lead screw
Example 8P4 pitch




Pitch [P] = Pitch: distance to the next thread pitch, e.g. P4 = 4mm
Lead [Le] = Pitch: distance between threads flanks per thread pitch, e.g. Pitch 8 = Distance of 8mm

Order key

Part number	Thread	Options
-------------	--------	---------

PTGSG-10X4 P2-02-R-1000-ES



Options:
Hand of rotation
R: Right-hand thread
L: Left-hand thread
Length in mm: Freely selectable (see table)
Lead screw material
Blank: C15, rolled, AISI 1015
ES: Stainless steel, rolled, AISI 304
AL: Aluminium, rolled

Please contact us!

All drylin® leads screws can be custom machined. Please send us your drawing or configure online. We can then provide a quotation quickly.

► www.igus-asean.com/leadscrew-configurator

Dimensions [mm]

Outer Ø d1		Core Ø d3		Max. total length L	Part No.
min.	max.	min.	max.		
5.9	6	3.4	3.5	3,000	PTGSG-06X2P1-02-□-□
9.8	10	7.2	7.5	3,000	PTGSG-10X4P2-02-□-□
11.8	12	7.7	8.5	3,000	PTGSG-12X6P3-02-□-□
15.7	16	10.5	11.5	3,000	PTGSG-16X8P4-02-□-□
17.7	18	12.5	13.5	3,000	PTGSG-18X8P4-02-□-□
19.7	20	14.5	15.5	3,000	PTGSG-20X8P4-02-□-□