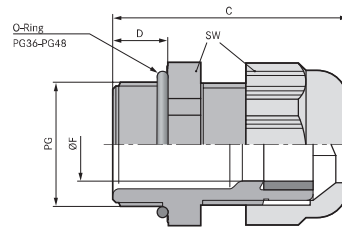


SKINTOP® PG polyamide cable glands • Easy to install



SKINTOP® ST / SKINTOP® STR



Benefits

- Various accessories (e.g. multiple sealing inserts)
- High oil-resistance for maximum reliability
- Permanent vibration protection
- Optimum strain relief
- Wide, variable clamping ranges

Application range

- Used in areas where cables and wires need to be safely inserted into housings
- Machine and equipment manufacturing
- Photovoltaic
- Automation technology

SKINTOP® STR

- With reducing seal insert, to seal cables with smaller outer diameters.

Norm references / Approvals

- UL File Nr. E79903

Product Make-up

- PG connection thread

Note

- Refer to SKINTOP® PG accessories for suitable accessories
- Counter nut to be used: SKINTOP® GMP-GL

Technical data

Classification
 ETIM 5.0 Class-ID: EC000441
 ETIM 5.0 Class-Description:
 Cable screw gland

Caution
 Refer to Appendix T21 for the installation dimensions and torques

Colour delivered
 Silver grey (RAL 7001)
 Light grey (RAL 7035)
 Black (RAL 9005), UV-resistant

Material
 Body: Polyamide
 Seal: CR

Tests
 GGVS: TÜ.EGG.020-95

Protection rating
 IP 68 - 5 bar

Temperature range
SKINTOP® ST
 Dynamic: -20°C up to +80°C
 Fixed: -40°C to +100°C

Article number	Article designation / size	Clamping range ØF (mm)	SW wrench size mm	Overall length, C (mm)	Thread length, D (mm)	Pieces / PU
SKINTOP® ST silver grey						
53015000	ST 7	2,5 - 6,5	15	32.0	8	100
53015010	ST 9	3,5 - 8	19	36.0	8	100
53015020	ST 11	4 - 10	22	38.0	8	100
53015030	ST 13,5	6 - 12	24	41.0	9	100
53015040	ST 16	9 - 14	27	44.0	10	50
53015050	ST 21	13 - 18	33	49.0	11	50
53015060	ST 29	14 - 25	42	56.0	11	25
53015070	ST 36	24 - 32	53	66.0	13	10
53015080	ST 42	35 - 38	60	68.0	13	5
53015090	ST 48	39 - 44	65	69.0	14	5
SKINTOP® ST black						
53015200	ST 7	2,5 - 6,5	15	32.0	8	100
53015210	ST 9	3,5 - 8	19	36.0	8	100
53015220	ST 11	4 - 10	22	38.0	8	100
53015230	ST 13,5	6 - 12	24	41.0	9	100
53015240	ST 16	9 - 14	27	44.0	10	50
53015250	ST 21	13 - 18	33	49.0	11	50
53015260	ST 29	14 - 25	42	56.0	11	25
53015270	ST 36	24 - 32	53	66.0	13	10
53015280	ST 42	35 - 38	60	68.0	13	5
53015290	ST 48	39 - 44	65	69.0	14	5
SKINTOP® ST light grey						
53018000	ST 7	2,5 - 6,5	15	32.0	8	100
53018010	ST 9	3,5 - 8	19	36.0	8	100
53018020	ST 11	4 - 10	22	38.0	8	100
53018030	ST 13,5	6 - 12	24	41.0	9	100
53018040	ST 16	9 - 14	27	44.0	10	50
53018050	ST 21	13 - 18	33	49.0	11	50
53018060	ST 29	14 - 25	42	56.0	11	25
53018070	ST 36	24 - 32	53	66.0	13	10
53018080	ST 42	35 - 38	60	68.0	13	5
53018090	ST 48	39 - 44	65	69.0	14	5

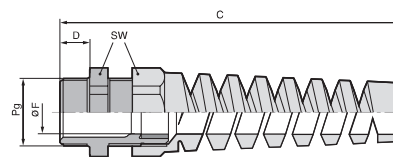
Article number	Article designation / size	Clamping range ØF (mm)	SW wrench size mm	Overall length, C (mm)	Thread length, D (mm)	Pieces / PU
SKINTOP® STR silver grey						
53015100	STR 7	1,5 - 5	15	32.0	8	100
53015110	STR 9	2 - 6	19	36.0	8	100
53015120	STR 11	2 - 7	22	38.0	8	100
53015130	STR 13,5	4 - 9	24	41.0	9	100
53015140	STR 16	6 - 12	27	44.0	10	50
53015150	STR 21	9 - 16	33	49.0	11	50
53015160	STR 29	11 - 20	42	56.0	11	25
53015170	STR 36	17 - 26	53	66.0	13	10
53015180	STR 42	22 - 31	60	68.0	13	5
53015190	STR 48	26 - 35	65	69.0	14	5
SKINTOP® STR black						
53015300	STR 7	1,5 - 5	15	32.0	8	100
53015310	STR 9	2 - 6	19	36.0	8	100
53015320	STR 11	2 - 7	22	38.0	8	100
53015330	STR 13,5	4 - 9	24	41.0	9	100
53015340	STR 16	6 - 12	27	44.0	10	50
53015350	STR 21	9 - 16	33	49.0	11	50
53015360	STR 29	11 - 20	42	56.0	11	25
53015370	STR 36	17 - 26	53	66.0	13	10
53015380	STR 42	22 - 31	60	68.0	13	5
53015390	STR 48	26 - 35	65	69.0	14	5
SKINTOP® STR light grey						
53018100	STR 7	1,5 - 5	15	32.0	8	100
53018110	STR 9	2 - 6	19	36.0	8	100
53018120	STR 11	2 - 7	22	38.0	8	100
53018130	STR 13,5	4 - 9	24	41.0	9	100
53018140	STR 16	6 - 12	27	44.0	10	50
53018150	STR 21	9 - 16	33	49.0	11	50
53018160	STR 29	11 - 20	42	56.0	11	25
53018170	STR 36	17 - 26	53	66.0	13	10
53018180	STR 42	22 - 31	60	68.0	13	5
53018190	STR 48	26 - 35	65	69.0	14	5

Photographs are not to scale and do not represent detailed images of the respective products.

ÖLFLEX®
UNITRONIC®
ETHERLINE®
HITRONIC®
EPIC®
SKINTOP®
SILVYN®
FLEXIMARK®
ACCESSORIES
APPENDIX



SKINTOP® BS



Benefits

- Reliable bending and anti-kink protection
- Cable conservation
- Functional reliability
- To protect flexible cables

Application range

- Cables for electrical appliances and machinery that are moved under normal use must be protected against excessive bending as required in accordance with VDE 0700-1
- Handheld device
- Robotics industry
- Light and sound applications
- Moving machine parts

Norm references / Approvals

- UL File Nr. E79903

Product Make-up

- PG connection thread

Note

- Refer to SKINTOP® PG accessories for suitable accessories
- Counter nut to be used: SKINTOP® GMP-GL
- Version with smaller insert to seal smaller cable cross-sections, SKINTOP® BSR, is available upon request

Technical data

Classification
 ETIM 5.0 Class-ID: EC000441
 ETIM 5.0 Class-Description:
 Cable screw gland

Caution
 Refer to Appendix T21 for the installation dimensions and torques

Colour delivered
 Silver grey (RAL 7001)
 Black (RAL 9005), UV-resistant

Material
 Body: Polyamide
 Seal: CR

Protection rating
 IP 68 - 5 bar

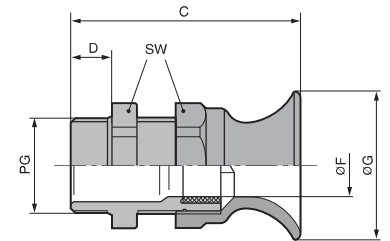
Temperature range
 -20 °C to +100 °C

Article number	Article designation / size	Clamping range ØF (mm)	SW wrench size mm	Overall length, C (mm)	Thread length, D (mm)	Pieces / PU
SKINTOP® BS silver grey						
53015600	BS 7	2,5 - 6,5	15	62.0	8	100
53015610	BS 9	3,5 - 8	19	73.5	8	100
53015620	BS 11	4 - 10	22	86.0	8	100
53015630	BS 13,5	6 - 12	24	98.0	9	50
53015640	BS 16	9 - 14	27	111.5	10	25
53015650	BS 21	13 - 18	33	129.0	11	25
SKINTOP® BS black						
53015800	BS 7	2,5 - 6,5	15	62.0	8	100
53015810	BS 9	3,5 - 8	19	73.5	8	100
53015820	BS 11	4 - 10	22	86.0	8	100
53015830	BS 13,5	6 - 12	24	98.0	9	50
53015840	BS 16	9 - 14	27	111.5	10	25
53015850	BS 21	13 - 18	33	129.0	11	25

Photographs are not to scale and do not represent detailed images of the respective products.



SKINTOP® BT



Benefits

- Reliable bending and anti-kink protection
- Cable conservation
- Functional reliability

Application range

- Cables for electrical appliances and machinery that are moved under normal use must be protected against excessive bending as required in accordance with VDE 0700-1
- Handheld device
- Apparatus construction
- Light and sound applications
- Moving machine parts

Norm references / Approvals

- UL File Nr. E79903

Product Make-up

- PG connection thread

Note

- Refer to SKINTOP® PG accessories for suitable accessories
- Counter nut to be used: SKINTOP® GMP-GL

Technical data

- ETIM Classification**
ETIM 5.0 Class-ID: EC000441
ETIM 5.0 Class-Description:
Cable screw gland
- Caution**
Refer to Appendix T21 for the installation dimensions and torques
- RAL Colour delivered**
Silver grey (RAL 7001)
- Material**
Body: Polyamide
Seal: CR
- IP Protection rating**
IP 68 - 5 bar
- Temperature range**
-20°C to +100°C

Article number	Article designation / size	Clamping range ØF (mm)	SW wrench size mm	Overall length, C (mm)	Thread length, D (mm)	Pieces / PU
SKINTOP® BT silver grey						
53015410	9	3,5 - 8	19	42.9	8	100
53015420	11	4 - 10	22	47.7	8	100
53015430	13,5	5 - 12	24	52.0	9	50
53015440	16	9 - 14	27	55.9	10	50
53015450	21	13 - 18	33	64.4	11	50

Photographs are not to scale and do not represent detailed images of the respective products.