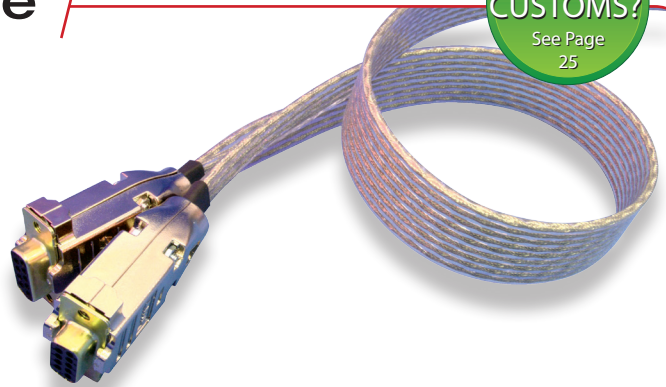


Controlled Impedance Cable

NEED CUSTOMS?
See Page 25

- Individually Controlled Impedance Signals with Frequencies Up to 1 GHz
- Excellent Alternative to Coaxial Cables in Many Applications
- Choice of 1 - 8 Individually Shielded 100 Ohm Twinax Conductors

Cicoil's Controlled Impedance Cable is a highly flexible cable with individually controlled impedance signals. This 30 AWG/1 twisted shielded pair cable can be used as a more durable and flexible alternative to standard twisted pair and coaxial cables. Unlike bulky round and non-flexible woven cables, the Cicoil design can be used in applications requiring submersion in water, exposure to harsh weather and rugged environments. And the flat cable construction guarantees clear, high speed data transmission.



Applications
Sensors, Encoders, Actuators, Resolvers

Cable

Amp Rating ¹	Conductor Gauge	No. of Pairs	No. of Conductors	Dimensions [inches]		Part Number
				Width	Height	
3	30 AWG	1	2	0.15	0.15	CIM-100-01
		2	4	0.28	0.15	CIM-100-02
		4	8	0.54	0.15	CIM-100-04
		6	12	0.81	0.15	CIM-100-06
		8	16	1.07	0.15	CIM-100-08


Dimensions



Note

1. Amp rating is the maximum value for each conductor at room temperature of 70°F (21°C). Amp rating decreases as temperature increases.

Cable Assemblies



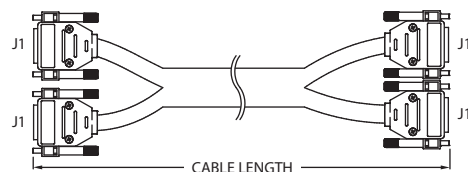
Please contact Cicoil for other connectors and length options.

Cable Length (feet)	Part Number Addition
3	-CA003
6	-CA006
12	-CA012

Notes

1. Append onto base cable Part Number for complete assembly.
Example: CIM-100-01-CA003
2. Connector ratings may differ from cable ratings; refer to manufacturer specifications.

Assembly Dimensions



Connectors

- Signal (J1): D-SUB, P/N 205203-8

Cable Specifications

All engineering values are nominal and subject to change.

Mechanical	Environmental
Conductors: Ultra flexible, finely stranded, tinned copper	Temperature Rating: -65°C to +165°C
Shielding: Ultra flexible, braided shields, with 90% nominal coverage	Moisture Rating: Submersible, Salt Water Resistant
Minimum Bend Radius: - 6x cable height for intermediate flex - 10x cable height for continuous flex	Clean Room Rating: Class 1, Zero Particulates
Flex Life: 10,000,000 cycles nominal	Extreme Environments: Sunlight, UV Light, Alcohol, Chemical and Oil Resistant
Outer Jacket Durometer Rating: 65 (Shore A)	Electrical
	Outer Jacket Dielectric Strength: 450 volts/mil (17.7 kv/mm)
	See Electrical Rating Chart on Page 47

Options

Page

Additional Conductors	26
Low Friction Options	28
StripMount™ Integrated Mounting Strip	28
Integrated Tubing	29
SuperTuff™ Jacket	29
Colored Jacketing	29
Strip and Tin Cable Ends	29
FlexRail™ Self-Supporting Cable	30
Complete Assembly	31