

Stainless Steel Connectors (INOX)



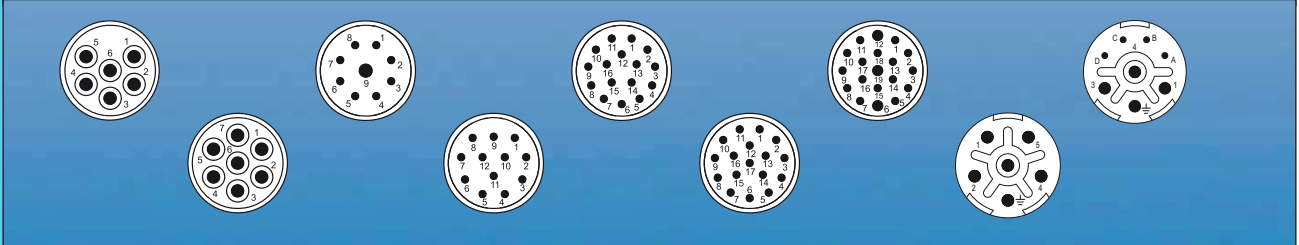
Housings

page 162



Inserts

page 74, 114



Accessories

page 82, 116



M 23 Connectors Stainless Steel (INOX)

Mechanical Data	Materials and Technical Data	
Housing	Stainless Steel V4A	1.4404 (AISI 316 L)
Housing surface	Clear	
Inserts (for contacts)	Thermoplastic Polyamid PA 6 (Nylon 6/6), PBT	Fire protection class V-0
Contacts	Brass Alloy	
Contact surface at point of contact	Nickel and gold plated (0,25 µm Au)	
Minimum mating cycles	> 1000	
Seals / O-Rings	Viton (FPM), alternativ EPDM	
Temperature range	-40° C – 125° C	
Type of contacts signal M23	Crimp, solder, dip-solder (PCB)	
Type of contacts power M23	Crimp	
Protection	IP 67 / IP 69 K per EN 60 529 (connected), NEMA 4x	
Cable diameter range signal connectors	3 – 14 mm (.12 – .55")	
Cable diameter range power connectors	7 – 17 mm (.24 – .67")	

Additional Information

Electrical data see standard program

Signal Connectors M23 page 65
 Power Connectors M23 page 107

Inserts and contacts see standard program

Signal Connectors M23 page 74
 Power Connectors M23 page 114



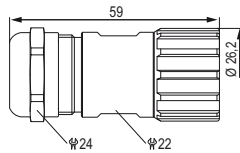
We do not recommend disconnecting or connecting HUMMEL Connectors under load.

Typical Applications



Signal Connectors / Stainless Steel (INOX)

Straight Connector, Female Thread



Cable-Ø

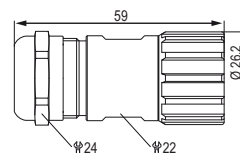
Part Number

3 – 7 mm (.12 – .28")	7.140.300.000
5 – 10 mm (.20 – .39")	7.140.400.000
7 – 12 mm (.24 – .47")	7.140.500.000
10 – 14 mm (.39 – .55")	7.140.600.000

Contacts and inserts page 74 • Assembly instructions page 166

Assembly tool 7.010.900.127 is required

Straight Connector, Female Thread, EMC



Cable-Ø

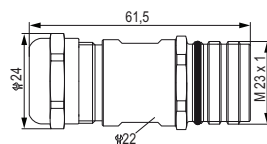
Part Number

3 – 7 mm (.12 – .28")	7.141.300.000
5 – 10 mm (.20 – .39")	7.141.400.000
7 – 12 mm (.24 – .47")	7.141.500.000
10 – 14 mm (.39 – .55")	7.141.600.000

Contacts and inserts page 74 • Assembly instructions page 166

Assembly tool 7.010.900.127 is required

Straight Connector, Male Thread



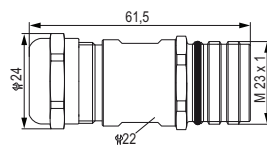
Cable-Ø

Part Number

3 – 7 mm (.12 – .28")	7.240.300.000
5 – 10 mm (.20 – .39")	7.240.400.000
7 – 12 mm (.24 – .47")	7.240.500.000
10 – 14 mm (.39 – .55")	7.240.600.000

Contacts and inserts page 74

Straight Connector, Male Thread, EMC



Cable-Ø

Part Number

3 – 7 mm (.12 – .28")	7.241.300.000
5 – 10 mm (.20 – .39")	7.241.400.000
7 – 12 mm (.24 – .47")	7.241.500.000
10 – 14 mm (.39 – .55")	7.241.600.000

Contacts and inserts page 74


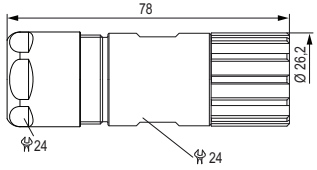
Signal Connectors / Stainless Steel (INOX)


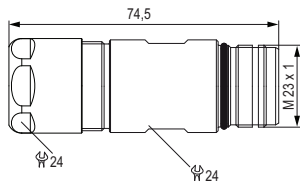
Type	Part Number	Panel Connector, Male Thread
With anti-vibration O-Ring 4 holes \varnothing 3,2 mm (.13")7.410.400.000		
Contacts and inserts page 74 • Assembly instructions page 91 / 92		


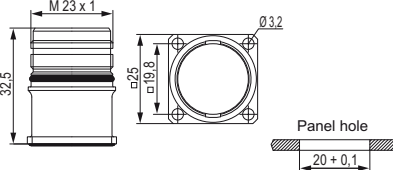



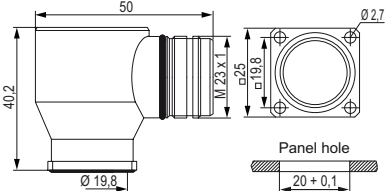
Type	Part Number	Right Angle Panel Connector, Male Thread
4 holes \varnothing 2,7 mm (.11")7.430.400.000		
Contacts and Inserts page 74		



Straight Connector, Female Thread		Cable-Ø	Part Number
		7 – 12 mm (.24 – .47").....7.554.500.000	
		11 – 17 mm (.43 – .67").....7.554.600.000	
		Contacts and inserts page 114 • Assembly instructions page 122	

Straight Connector, Male Thread		Cable-Ø	Part Number
		7 – 12 mm (.24 – .47").....7.564.500.000	
		11 – 17 mm (.43 – .67").....7.564.600.000	
		Contacts and inserts page 114 • Assembly instructions page 122	

Panel Connector, Male Thread		Type	Part Number
		For front mounting	
		4 holes Ø 3,2 mm (.13").....7.601.400.000	
		Optional:	
		Flat gasket	
		Contacts and inserts page 114 • Assembly instructions page 123	

Right Angle Panel Connector, Male Thread		Type	Part Number
		4 holes Ø 2,7 mm (.11").....7.630.400.000	
		Contacts and Inserts page 114	

Type	Part Number	Accessories
Assembly tool	7.010.900.127	
Plastic protective cap for connectors with male thread	7.000.900.101	
Plastic protective cap for connectors with female thread	7.000.900.102	
Stainless steel protective cap for connectors with female thread	7.010.904.103	
Stainless steel protective cap with rope for connectors with female threadLength 100 mm	7.010.9S4.103	
Stainless steel protective cap for connectors with male thread	7.010.904.102	
Stainless steel protective cap with rope for connectors with male threadLength 100 mm	7.010.9S4.102	
Crimp tool for manual crimping of machined crimp contacts for signal connectors	7.000.900.901	
Operating instructions on page 85		

Stainless Steel Connectors (INOX) / Assembly Instructions

Straight Signal Connector, Female Thread

